

# POCKETFUL OF DREAMS


Christmas Card Instructions  
Diamond bauble card 85 x 85mm



A CRAFTED  
CHRISTMAS

## What you will need

- A pair of scissors
- Cutting mat
- Craft knife
- Metal ruler
- An A4 printer
- A4 white card (at least 300gsm, check your printer for card weight specifics)
- PVA glue
- Glitter (we like gold, but any colour will do)
- Double sided sticky tape
- Thin wire, twine or yarn of your choice



## Let's get crafty








**1** Print the downloaded A4 artwork and select your favourite bauble and envelope sticker (we know, this bit is difficult!).



**TOP  
TIP**

**TO ACHIEVE A GOOD QUALITY PRINT  
TRY & USE A PREMIUM PAPER STOCK.  
SELECT AT LEAST 300GSM FOR THE CARD  
& 180SGM FOR THE ENVELOPE. WE USED  
PHOTOGRAPHIC INK-JET PAPER.**



- 2** Cut, score and fold all the artwork elements; you should have the card, bauble, envelope and diamond sticker. Use the crop marks to line up your ruler and then using the back of your blade, score down the centre of the card for the fold and the envelope creases.
- 3** Use the point of the blade to make a very small hole on the front of the card and the hanging diamond. Use the dots on the artwork to guide you.
- 4** Glue all the glitter areas on the artwork using a small brush.
- 5** Gently shake on the glitter. Wait a few seconds and then tip it off.
- 6** Use a small piece of wire to thread through the hole to attach the bauble shape. Twist at the back to fasten and if you wish add a little clear tape to fix in place.
- 7** Fix some double sided tape to the back of the envelope stickers.
- 8** We've left the card blank for you to add your own festive message. Once written put the card in the envelope and fold in the flaps. Apply the sticker to secure it.



BONJOURPONY  
design

# POCKETFUL OF DREAMS

Card 85 x 85mm folded size  
Card and bauble design artwork



# POCKETFUL OF DREAMS

Card 85 x 85mm folded size  
Envelope and sticker design artwork

